



Location: CMA1b - Oil St Community Liaison Centre

Report on 24-hour TSP monitoring

Action Level ( $\mu\text{g}/\text{m}^3$ ) - 176.7

Limit Level ( $\mu\text{g}/\text{m}^3$ ) - 260

Date	Sampling Time	Weather Condition	Filter paper no.	Filter Weight, g		Elapse Time, hr		Sampling Time, hr	Flow Rate, $\text{m}^3/\text{min}$			Total Volume, $\text{m}^3$	TSP Level, $\mu\text{g}/\text{m}^3$
				Initial	Final	Initial	Final		Initial, $Q_{si}$	Final, $Q_{sf}$	Average		
01-Apr-11	08:00	Fine	000053	2.7752	2.9718	9072.79	9096.79	24.00	1.49	1.49	1.49	2150	91
07-Apr-11	08:00	Fine	000138	2.7959	2.9942	9098.01	9122.01	24.00	1.49	1.49	1.49	2151	92
13-Apr-11	08:00	Hazy	000117	2.7917	3.0215	9125.01	9149.01	24.00	1.48	1.48	1.48	2131	108
19-Apr-11	08:00	Sunny	000306	2.7493	2.9899	9152.01	9176.01	24.00	1.48	1.48	1.48	2133	113
25-Apr-11	08:00	Sunny	000334	2.7507	2.9467	9182.00	9206.00	24.00	1.48	1.48	1.48	2133	92

Report on 1-hour TSP monitoring

Action Level ( $\mu\text{g}/\text{m}^3$ ) - 320.1

Limit Level ( $\mu\text{g}/\text{m}^3$ ) - 500

Date	Sampling Time	Weather Condition	Filter paper no.	Filter Weight, g		Elapse Time, hr		Sampling Time, hr	Flow Rate, $\text{m}^3/\text{min}$			Total Volume, $\text{m}^3$	TSP Level, $\mu\text{g}/\text{m}^3$
				Initial	Final	Initial	Final		Initial, $Q_{si}$	Final, $Q_{sf}$	Average		
28-Mar-11	08:20	Fine	000090	2.8130	2.8262	9069.79	9070.79	1.00	1.53	1.53	1.53	92	143
28-Mar-11	09:30	Fine	000049	2.7740	2.7866	9070.79	9071.79	1.00	1.53	1.53	1.53	92	137
28-Mar-11	10:35	Fine	000051	2.7658	2.7775	9071.79	9072.79	1.00	1.53	1.53	1.53	92	127
02-Apr-11	09:45	Fine	000149	2.7454	2.7545	90950.02	90951.02	1.00	1.48	1.48	1.48	89	102
02-Apr-11	10:49	Fine	000150	2.7572	2.7657	90906.02	90907.02	1.00	1.48	1.48	1.48	89	96
02-Apr-11	11:52	Fine	000253	2.7130	2.7210	9097.01	9098.01	1.00	1.48	1.48	1.48	89	90
08-Apr-11	08:10	Fine	000129	2.7960	2.8098	9122.01	9123.01	1.00	1.48	1.48	1.48	89	155
08-Apr-11	09:20	Fine	000100	2.7918	2.8022	9123.01	9124.01	1.00	1.48	1.48	1.48	89	117
08-Apr-11	10:30	Fine	000098	2.7895	2.8015	9124.01	9125.01	1.00	1.54	1.48	1.51	91	132
14-Apr-11	08:15	Hazy	000096	2.8139	2.8254	9149.01	9150.01	1.00	1.48	1.48	1.48	89	130
14-Apr-11	09:25	Hazy	000094	2.8018	2.8125	9150.01	9151.01	1.00	1.48	1.48	1.48	89	121
14-Apr-11	10:30	Hazy	000167	2.7406	2.7570	9151.01	9152.01	1.00	1.48	1.48	1.48	89	185
20-Apr-11	09:15	Sunny	000172	2.7450	2.7607	9176.01	9177.01	1.00	1.48	1.48	1.48	89	177
20-Apr-11	10:45	Sunny	000174	2.7587	2.7733	9178.01	9179.01	1.00	1.48	1.48	1.48	89	164
20-Apr-11	13:00	Sunny	000092	2.8047	2.8186	9179.01	9180.01	1.00	1.48	1.48	1.48	89	157
26-Apr-11	09:15	Sunny	000336	2.7449	2.7611	9206.98	9207.98	1.00	1.48	1.48	1.48	89	182
26-Apr-11	10:45	Sunny	000383	2.7667	2.7765	9207.98	9208.98	1.00	1.48	1.48	1.48	89	110
26-Apr-11	13:00	Sunny	000385	2.7406	2.7597	9208.98	9209.98	1.00	1.48	1.48	1.48	89	215



Location: CMA2a - Causeway Bay Community Centre

Report on 24-hour TSP monitoring

Action Level ( $\mu\text{g}/\text{m}^3$ ) - 169.5

Limit Level ( $\mu\text{g}/\text{m}^3$ ) - 260

Date	Sampling Time	Weather Condition	Filter paper no.	Filter Weight, g		Elapse Time, hr		Sampling Time, hr	Flow Rate, $\text{m}^3/\text{min}$			Total Volume, $\text{m}^3$	TSP Level, $\mu\text{g}/\text{m}^3$
				Initial	Final	Initial	Final		Initial, $Q_{si}$	Final, $Q_{sf}$	Average		
01-Apr-11	08:00	Fine	000310	2.7400	2.9624	13886.00	13910.00	24.00	1.44	1.44	1.44	2079	107
07-Apr-11	08:00	Fine	000257	2.7516	2.9627	13583.00	13607.00	24.00	1.38	1.44	1.41	2037	104
13-Apr-11	08:00	Hazy	000118	2.7960	3.0336	13610.00	13634.01	24.01	1.40	1.40	1.40	2017	118
19-Apr-11	08:00	Sunny	000305	2.7415	3.0239	13637.01	13661.00	23.99	1.40	1.40	1.40	2018	140
25-Apr-11	08:00	Sunny	000335	2.7354	2.9192	13664.00	13688.00	24.00	1.47	1.40	1.43	2065	89

Report on 1-hour TSP monitoring

Action Level ( $\mu\text{g}/\text{m}^3$ ) - 323.4

Limit Level ( $\mu\text{g}/\text{m}^3$ ) - 500

Date	Sampling Time	Weather Condition	Filter paper no.	Filter Weight, g		Elapse Time, hr		Sampling Time, hr	Flow Rate, $\text{m}^3/\text{min}$			Total Volume, $\text{m}^3$	TSP Level, $\mu\text{g}/\text{m}^3$
				Initial	Final	Initial	Final		Initial, $Q_{si}$	Final, $Q_{sf}$	Average		
28-Mar-11	08:40	Fine	000091	2.8130	2.8250	13553.00	13554.00	1.00	1.48	1.48	1.48	89	135
28-Mar-11	09:45	Fine	000050	2.7776	2.7900	13554.00	13555.00	1.00	1.48	1.48	1.48	89	139
28-Mar-11	10:45	Fine	000052	2.7896	2.8028	13555.00	13556.00	1.00	1.45	1.45	1.45	87	151
02-Apr-11	09:59	Fine	000260	2.7169	2.7273	13580.00	13581.00	1.00	1.43	1.43	1.43	86	121
02-Apr-11	11:01	Fine	000259	2.7104	2.7188	13581.00	13582.00	1.00	1.43	1.43	1.43	86	98
02-Apr-11	13:03	Fine	000258	2.7287	2.7348	13582.00	13583.00	1.00	1.43	1.43	1.43	86	71
08-Apr-11	08:30	Fine	000101	2.8056	2.8183	13607.00	13608.00	1.00	1.43	1.43	1.43	86	148
08-Apr-11	09:40	Fine	000099	2.7889	2.8005	13608.00	13609.00	1.00	1.43	1.43	1.43	86	135
08-Apr-11	10:40	Fine	000097	2.7835	2.7962	13609.00	13610.00	1.00	1.43	1.43	1.43	86	148
14-Apr-11	08:35	Hazy	000095	2.8037	2.8158	13634.01	13635.01	1.00	1.40	1.40	1.40	84	144
14-Apr-11	09:40	Hazy	000093	2.8163	2.8275	13635.01	13636.01	1.00	1.40	1.40	1.40	84	134
14-Apr-11	10:45	Hazy	000168	2.7352	2.7529	13636.01	13637.01	1.00	1.40	1.40	1.40	84	211
20-Apr-11	09:00	Sunny	000173	2.7451	2.7623	13661.00	13662.00	1.00	1.40	1.40	1.40	84	205
20-Apr-11	09:40	Sunny	000175	2.7445	2.7647	13662.00	13663.00	1.00	1.40	1.40	1.40	84	240
20-Apr-11	10:45	Sunny	000333	2.7483	2.7628	13663.00	13664.00	1.00	1.40	1.40	1.40	84	173
26-Apr-11	08:00	Sunny	000382	2.7534	2.7678	13688.00	13689.00	1.00	1.40	1.40	1.40	84	171
26-Apr-11	09:40	Sunny	000384	2.7320	2.7416	13635.01	13636.01	1.00	1.40	1.40	1.40	84	114
26-Apr-11	10:45	Sunny	000386	2.7423	2.7546	13636.01	13637.01	1.00	1.40	1.40	1.40	84	146



Location: MA1e - International Finance Centre (Eastern Wing)

Report on 24-hour TSP monitoring

Action Level ( $\mu\text{g}/\text{m}^3$ ) - 173.4  
 Limit Level ( $\mu\text{g}/\text{m}^3$ ) - 260

Date	Sampling Time	Weather Condition	Filter paper no.	Filter Weight, g		Elapse Time, hr		Sampling Time, hr	Flow Rate, $\text{m}^3/\text{min}$			Total Volume, $\text{m}^3$	TSP Level, $\mu\text{g}/\text{m}^3$
				Initial	Final	Initial	Final		Initial, $Q_{si}$	Final, $Q_{sf}$	Average		
01-Apr-11	08:00	Fine	000314	2.7347	2.9112	6650.80	6674.50	23.70	1.37	1.43	1.40	1995	88
07-Apr-11	08:00	Fine	000120	2.7936	2.9892	6677.50	6701.50	24.00	1.49	1.49	1.49	2151	91
13-Apr-11	08:00	Fine	000325	2.7496	2.9420	6650.80	6674.50	23.70	1.54	1.54	1.54	2189	88
19-Apr-11	08:00	Sunny	000357	2.7511	2.9883	6731.56	6755.56	24.00	1.60	1.60	1.60	2305	103
25-Apr-11	08:00	Sunny	000357	2.7511	2.9662	6734.56	6758.56	24.00	1.60	1.60	1.60	2305	93

Report on 1-hour TSP monitoring

Action Level ( $\mu\text{g}/\text{m}^3$ ) - 325.1  
 Limit Level ( $\mu\text{g}/\text{m}^3$ ) - 500

Date	Sampling Time	Weather Condition	Filter paper no.	Filter Weight, g		Elapse Time, hr		Sampling Time, hr	Flow Rate, $\text{m}^3/\text{min}$			Total Volume, $\text{m}^3$	TSP Level, $\mu\text{g}/\text{m}^3$
				Initial	Final	Initial	Final		Initial, $Q_{si}$	Final, $Q_{sf}$	Average		
28-Mar-11	08:21	Fine	000038	2.6343	2.6415	6647.50	6648.50	1.00	1.50	1.50	1.50	90	80
28-Mar-11	09:30	Fine	000036	2.6379	2.6461	6648.50	6649.50	1.00	1.44	1.44	1.44	87	95
28-Mar-11	11:00	Fine	000308	2.7006	2.7091	6676.50	6677.50	1.00	1.50	1.50	1.50	90	94
02-Apr-11	09:00	Fine	000245	2.7130	2.7193	6674.50	6675.50	1.00	1.60	1.60	1.60	96	65
02-Apr-11	10:00	Fine	000244	2.7317	2.7408	6675.50	6676.50	1.00	1.54	1.54	1.54	93	98
02-Apr-11	11:00	Fine	000121	2.7855	2.7943	6676.50	6677.50	1.00	1.66	1.66	1.66	100	88
08-Apr-11	08:00	Fine	000319	2.7445	2.7628	6701.50	6702.50	1.00	1.54	1.48	1.51	91	202
08-Apr-11	09:06	Fine	000321	2.7587	2.7686	6702.50	6703.50	1.00	1.54	1.48	1.51	91	109
08-Apr-11	10:12	Fine	000323	2.7318	2.7428	6703.50	6704.50	1.00	1.54	1.48	1.51	91	121
14-Apr-11	08:18	Fine	000327	2.7348	2.7433	6728.51	6729.51	1.00	1.48	1.48	1.48	89	96
14-Apr-11	09:20	Fine	000329	2.7676	2.7760	6729.51	6730.51	1.00	1.48	1.48	1.48	89	95
14-Apr-11	10:35	Fine	000301	2.7468	2.7591	6730.51	6731.51	1.00	1.48	1.48	1.48	89	139
20-Apr-11	08:28	Sunny	000303	2.7265	2.7422	6755.57	6756.57	1.00	1.60	1.60	1.60	96	164
20-Apr-11	09:39	Sunny	000355	2.7507	2.7657	6756.57	6757.57	1.00	1.60	1.60	1.60	96	156
20-Apr-11	10:45	Sunny	000356	2.7363	2.7511	6757.57	6758.57	1.00	1.60	1.60	1.60	96	154
26-Apr-11	08:28	Sunny	000358	2.7568	2.7710	6758.57	6759.57	1.00	1.60	1.60	1.60	96	148
26-Apr-11	09:39	Sunny	000360	2.7441	2.7585	6759.57	6760.57	1.00	1.60	1.60	1.60	96	150
26-Apr-11	10:45	Sunny	000362	2.7219	2.7349	6760.57	6761.57	1.00	1.60	1.60	1.60	96	136



Location: MA1w - International Finance Centre (Western Wing)

Report on 24-hour TSP monitoring

Action Level ( $\mu\text{g}/\text{m}^3$ ) - 173.4

Limit Level ( $\mu\text{g}/\text{m}^3$ ) - 260

Date	Sampling Time	Weather Condition	Filter paper no.	Filter Weight, g		Elapse Time, hr		Sampling Time, hr	Flow Rate, $\text{m}^3/\text{min}$			Total Volume, $\text{m}^3$	TSP Level, $\mu\text{g}/\text{m}^3$
				Initial	Final	Initial	Final		Initial, $Q_{si}$	Final, $Q_{sf}$	Average		
01-Apr-11	08:00	Fine	000315	2.7348	2.9432	9798.30	9822.30	24.00	1.35	1.35	1.35	1940	107
07-Apr-11	08:00	Fine	000119	2.7940	2.9892	9825.30	9849.30	24.00	1.35	1.35	1.35	1941	101
13-Apr-11	08:00	Fine	000326	2.7433	2.9741	9852.30	9876.30	24.00	1.34	1.33	1.34	1924	120
19-Apr-11	08:00	Sunny	000304	2.7178	2.9583	9879.30	9903.30	24.00	1.57	1.57	1.57	2262	118
25-Apr-11	08:00	Sunny	000187	2.7408	2.9848	9906.30	9930.30	24.00	1.57	1.57	1.57	2262	107

Report on 1-hour TSP monitoring

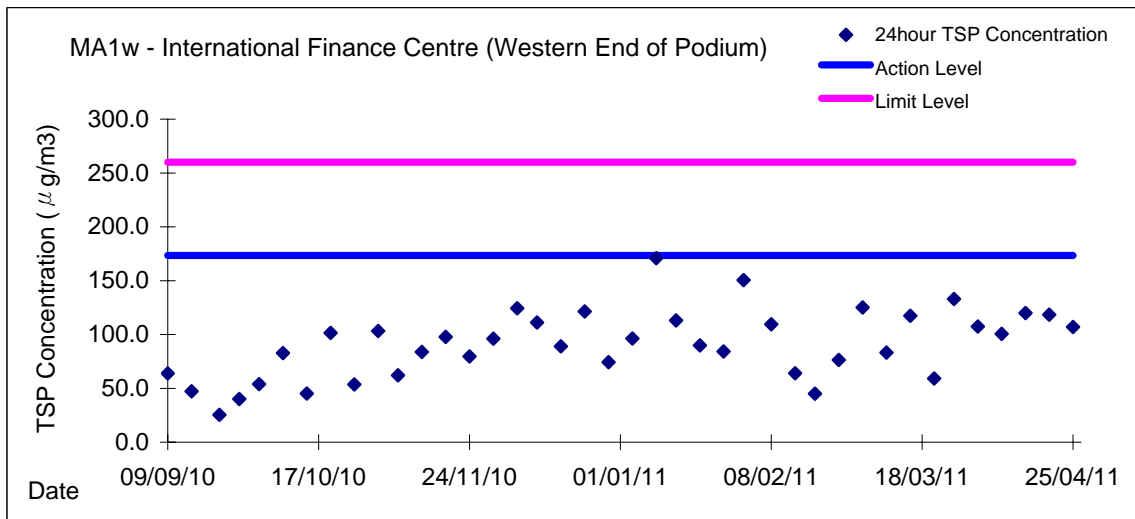
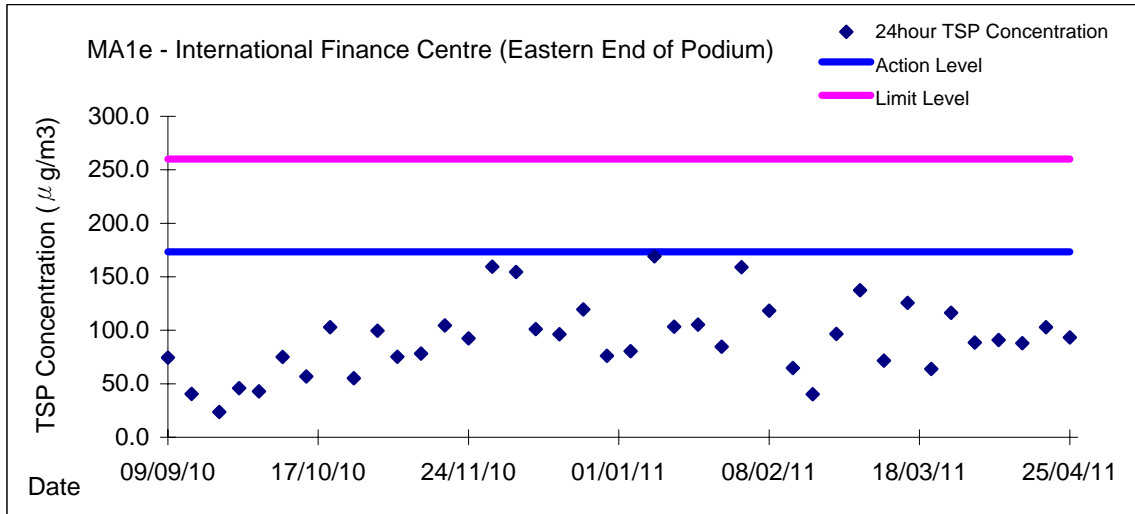
Action Level ( $\mu\text{g}/\text{m}^3$ ) - 325.1

Limit Level ( $\mu\text{g}/\text{m}^3$ ) - 500

Date	Sampling Time	Weather Condition	Filter paper no.	Filter Weight, g		Elapse Time, hr		Sampling Time, hr	Flow Rate, $\text{m}^3/\text{min}$			Total Volume, $\text{m}^3$	TSP Level, $\mu\text{g}/\text{m}^3$
				Initial	Final	Initial	Final		Initial, $Q_{si}$	Final, $Q_{sf}$	Average		
28-Mar-11	08:11	Fine	000039	2.6266	2.6330	9795.30	9796.30	1.00	1.57	1.56	1.57	94	68
28-Mar-11	10:00	Fine	000037	2.6435	2.6528	9796.30	9797.30	1.00	1.56	1.56	1.56	94	99
28-Mar-11	11:00	Fine	000309	2.7204	2.7303	9797.30	9798.30	1.00	1.32	1.50	1.41	85	117
02-Apr-11	09:05	Fine	000122	2.7721	2.7808	9822.30	9823.30	1.00	1.54	1.54	1.54	93	94
02-Apr-11	10:05	Fine	000123	2.8012	2.8119	9823.30	9824.30	1.00	1.54	1.54	1.54	93	116
02-Apr-11	11:05	Fine	000124	2.7885	2.7986	9824.30	9825.30	1.00	1.66	1.66	1.66	100	101
08-Apr-11	08:11	Fine	000320	2.7462	2.7629	9849.30	9850.30	1.00	1.48	1.51	1.50	90	186
08-Apr-11	09:15	Fine	000322	2.7369	2.7453	9850.30	9851.30	1.00	1.42	1.45	1.44	86	97
08-Apr-11	10:22	Fine	000324	2.7308	2.7435	9851.30	9852.30	1.00	1.42	1.42	1.42	85	149
14-Apr-11	08:25	Fine	000328	2.7496	2.7600	9876.30	9877.30	1.00	1.48	1.48	1.48	89	117
14-Apr-11	09:30	Fine	000330	2.7508	2.7635	9877.30	9878.30	1.00	1.48	1.48	1.48	89	143
14-Apr-11	10:45	Fine	000302	2.7169	2.7310	9878.30	9879.30	1.00	1.48	1.48	1.48	89	159
20-Apr-11	08:34	Fine	000352	2.7277	2.7418	9903.30	9904.30	1.00	1.54	1.54	1.54	92	153
20-Apr-11	09:30	Fine	000353	2.7069	2.7212	9904.30	9905.30	1.00	1.54	1.54	1.54	92	155
20-Apr-11	10:45	Fine	000354	2.7358	2.7493	9905.30	9906.30	1.00	1.54	1.54	1.54	92	146
26-Apr-11	08:34	Sunny	000359	2.7463	2.7578	9930.30	9931.30	1.00	1.54	1.54	1.54	92	125
26-Apr-11	09:30	Sunny	000361	2.7505	2.7634	9877.30	9878.30	1.00	1.54	1.54	1.54	92	140
26-Apr-11	10:45	Sunny	000363	2.7369	2.7495	9878.30	9879.30	1.00	1.54	1.54	1.54	92	137

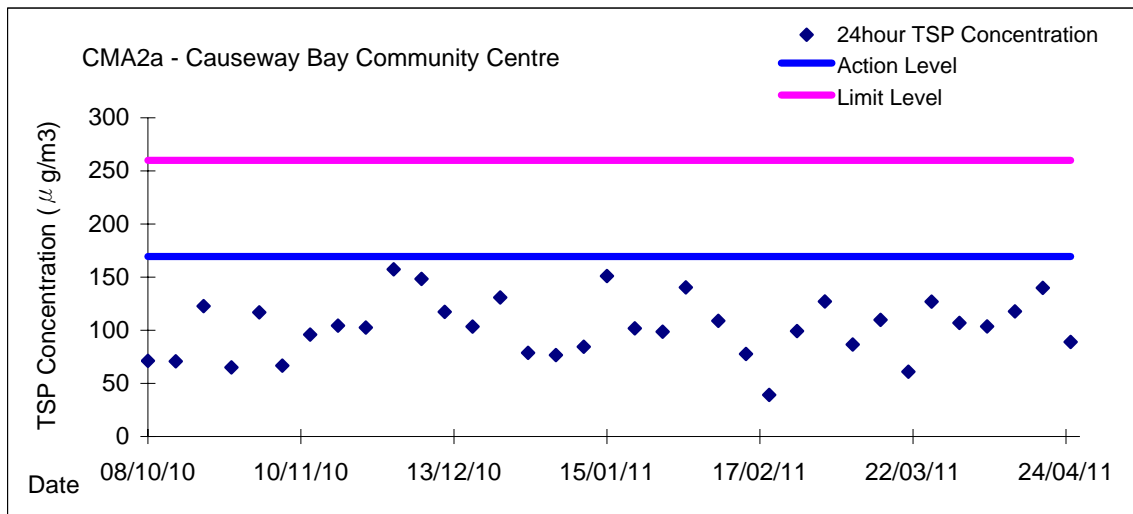
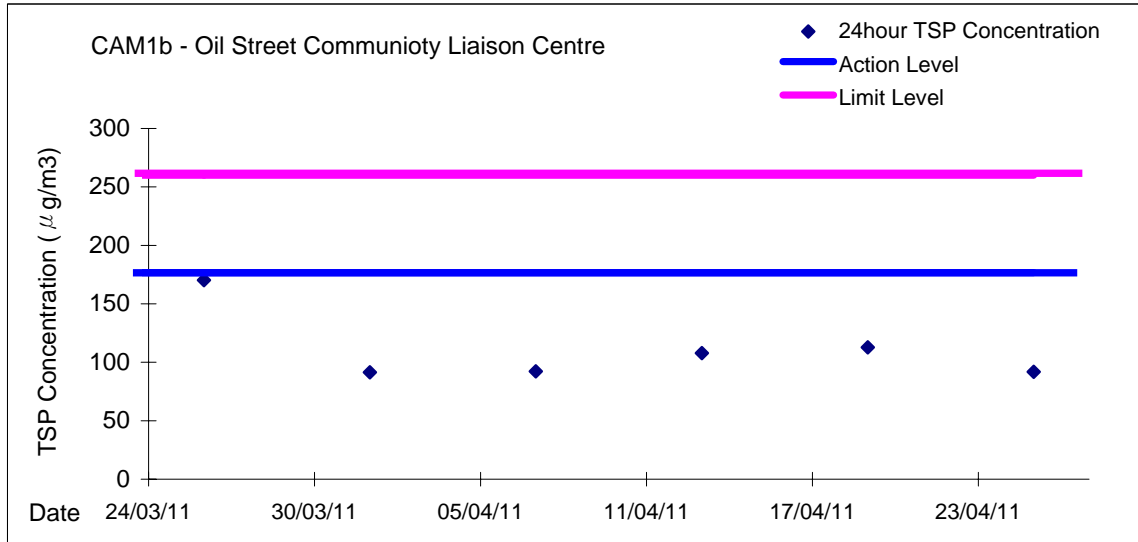


Graphic Presentation of 24 hour TSP Result



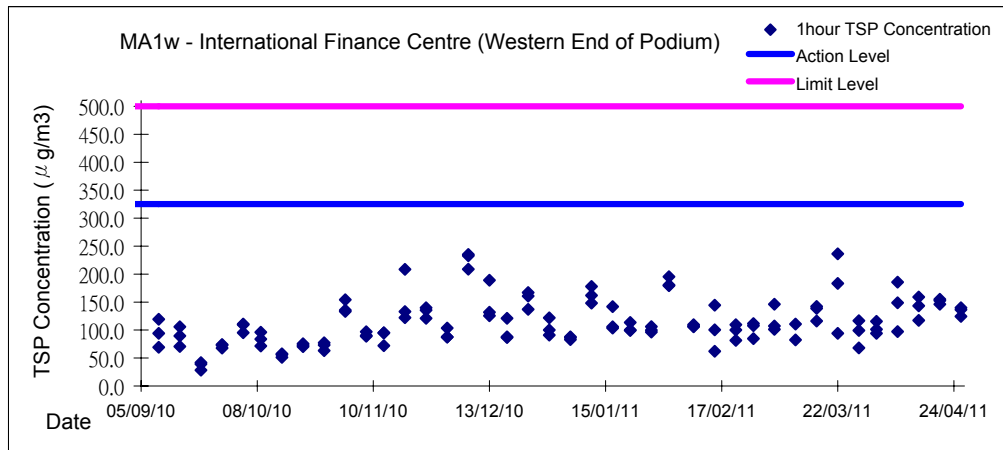
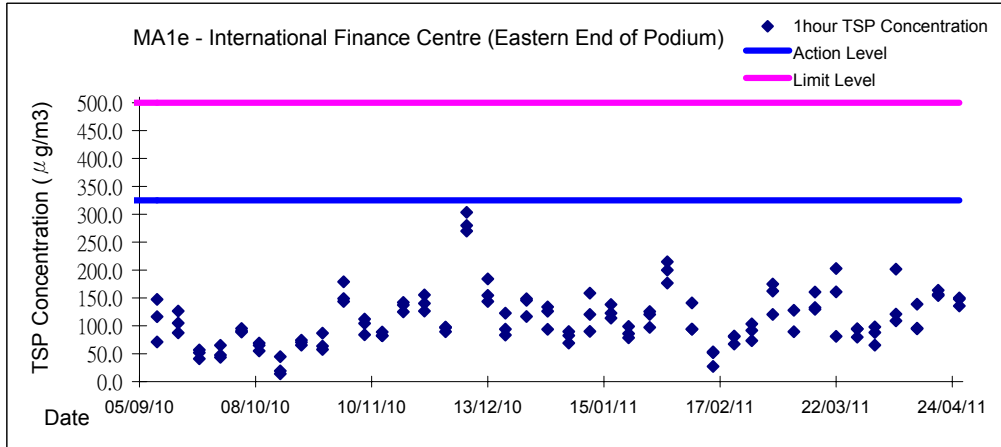


Graphic Presentation of 24 hour TSP Result





Graphic Presentation of 1 hour TSP Result





Graphic Presentation of 1 hour TSP Result

